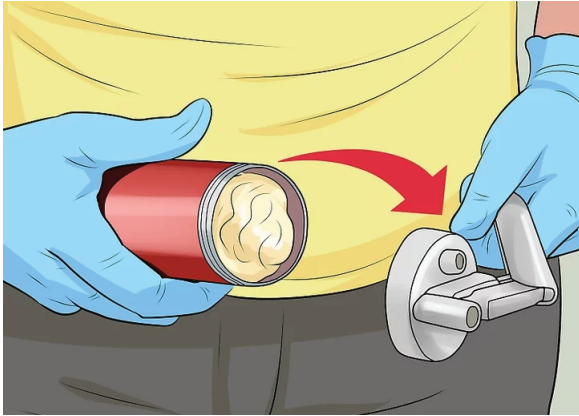


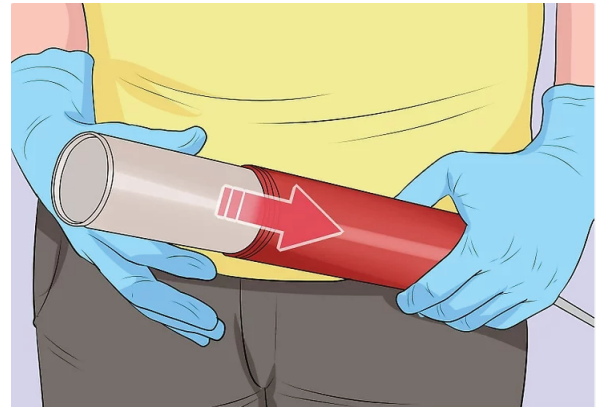
EUS® made in Taiwan

4241 Taiwan Grease Gun

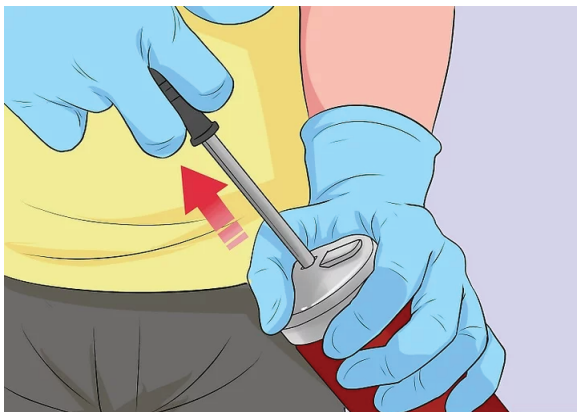
Instruction - how to use grease gun



1. Unscrew gun head



**4a. Insert the new grease cartridge into the barrel of the gun.
(max 400g for grease cartridge)**



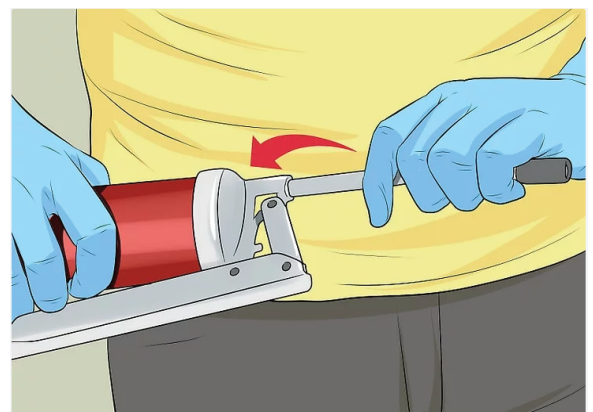
2. Draw Back Handle



4b. Position the barrel of the gun over a tub of grease. draw back handle 5cm / 2", fill and repeat.



3. Lock the rod handle



5. screw on gun head, press clamping lever, push rod handle into gun, open valve.

Note: Please use in accordance with instructions, failure to comply will damage product.